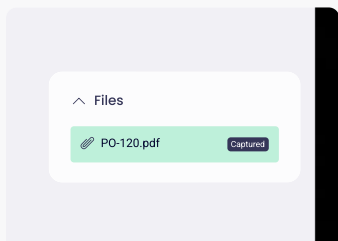


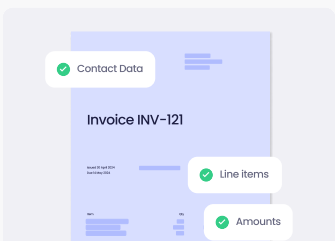
Automate the tedious

Save time and reduce manual admin with ApprovalMax Capture. This add-on¹ scans and extracts documents, generating bills in QuickBooks Online.




STEP 1

Drag & drop either single or multiple documents into ApprovalMax. A separate bill will be created for each uploaded file



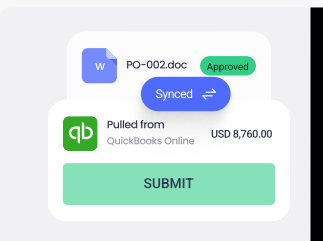
STEP 2

ApprovalMax Capture automatically extracts and digitizes data from the uploaded document, prepopulating bill fields



STEP 3

Edit or add fields manually if needed




STEP 4

Submit for approval in ApprovalMax, and sync with QuickBooks Online

Key Benefits


- ✓ Scan bills directly into ApprovalMax
- ✓ Capture bills via mobile for instant processing
- ✓ Auto-categorize and integrate expenses with accounting software
- ✓ Reduce errors through automated scanning
- ✓ Seamless integration with approval workflows
- ✓ Supports over 40 languages
- ✓ Bulk bill upload with direct QuickBooks Online integration
- ✓ Auto-fill QuickBooks Online bill fields based on supplier history

Why Use ApprovalMax Capture




Work faster with documents

Say goodbye to typing in bills by hand. ApprovalMax Capture reads your bills for you, making everything quicker and more accurate.




Fewer mistakes

ApprovalMax Capture pulls information from your bills automatically. This means less chance of typos or errors, keeping your financial records correct.



Work smarter, not harder

No more wasting time copying information from paper bills. Your team can now focus on more important jobs, making everyone happier and more productive.



Focus on what matters

Stop spending time on repetitive tasks. With ApprovalMax Capture, your team can work on things that really matter and help your business grow.



**Want to try
ApprovalMax Capture?**

Start a free 14-day trial at approvalmax.com

